

Autódromo Internacional de Goiânia - Ayrton Senna 3835 m.

CLASSIFICATION

ESTRELLA GALICIA 0,0 GRAND PRIX OF BRAZIL FREE PRACTICE NR. 1

#	Rider	Nation	Team	Motorcycle	Time	Lap Total	Gap	T. Speed
1	37 Pedro ACOSTA	SPA	Red Bull KTM Factory Racing	KTM	1'26.688	17 17		324.3
2	43 Jack MILLER	AUS	Prima Pramac Yamaha MotoGP	YAMAHA	1'26.775	24 24	0.087 0.087	328.2
3	72 Marco BEZZECCHI	ITA	Aprilia Racing	APRILIA	1'26.918	22 22	0.230 0.143	328.2
4	93 Marc MARQUEZ	SPA	Ducati Lenovo Team	DUCATI	1'26.975	15 18	0.287 0.057	324.3
5	21 Franco MORBIDELLI	ITA	Pertamina Enduro VR46 Racing Team	DUCATI	1'27.170	18 20	0.482 0.195	323.3
6	12 Maverick VIÑALES	SPA	Red Bull KTM Tech3	KTM	1'27.506	17 17	0.818 0.336	316.7
7	89 Jorge MARTIN	SPA	Aprilia Racing	APRILIA	1'27.546	22 23	0.858 0.040	326.2
8	54 Fermin ALDEGUER	SPA	BK8 Gresini Racing MotoGP	DUCATI	1'27.576	15 15	0.888 0.030	318.5
9	63 Francesco BAGNAIA	ITA	Ducati Lenovo Team	DUCATI	1'27.579	20 21	0.891 0.003	321.4
10	73 Alex MARQUEZ	SPA	BK8 Gresini Racing MotoGP	DUCATI	1'27.665	21 21	0.977 0.086	323.3
11	23 Enea BASTIANINI	ITA	Red Bull KTM Tech3	KTM	1'27.704	18 19	1.016 0.039	324.3
12	49 Fabio DI GIANNANTONIO	ITA	Pertamina Enduro VR46 Racing Team	DUCATI	1'27.734	19 20	1.046 0.030	308.5
13	33 Brad BINDER	RSA	Red Bull KTM Factory Racing	KTM	1'27.795	24 24	1.107 0.061	319.5
14	42 Alex RINS	SPA	Monster Energy Yamaha MotoGP Team	YAMAHA	1'27.948	15 21	1.260 0.153	325.3
15	5 Johann ZARCO	FRA	Castrol Honda LCR	HONDA	1'28.057	17 24	1.369 0.109	318.5
16	7 Toprak RAZGATLIOGLU	TUR	Prima Pramac Yamaha MotoGP	YAMAHA	1'28.268	16 20	1.580 0.211	313.0
17	79 Ai OGURA	JPN	Trackhouse MotoGP Team	APRILIA	1'28.600	16 16	1.912 0.332	320.4
18	11 Diogo MOREIRA	BRA	Pro Honda LCR	HONDA	1'28.678	11 15	1.990 0.078	320.4
19	36 Joan MIR	SPA	Honda HRC Castrol	HONDA	1'28.865	12 21	2.177 0.187	321.4
20	10 Luca MARINI	ITA	Honda HRC Castrol	HONDA	1'28.926	15 21	2.238 0.061	305.9
21	25 Raul FERNANDEZ	SPA	Trackhouse MotoGP Team	APRILIA	1'28.952	24 24	2.264 0.026	318.5
22	20 Fabio QUARTARARO	FRA	Monster Energy Yamaha MotoGP Team	YAMAHA	1'29.498	18 22	2.810 0.546	322.3

Practice condition: **Wet-Dry**

Air: 25°

Humidity: 86%

Ground: 35°

Fastest Lap:	Lap: 17	Pedro ACOSTA	1'26.688	159.2 Km/h
Best Race Lap:		New track layout		
All-Time Lap Record:	2026	Pedro ACOSTA	1'26.688	159.2 Km/h

The results are provisional until the end of the limit for protest and appeals.

Time limit for protest expires 60' after publication of the results - Time: **Felippe BIAZZI** **13:18**

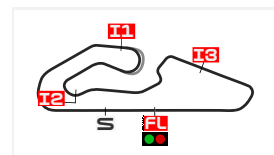
These data/results cannot be reproduced, stored and/or transmitted in whole or in part by any manner of electronic, mechanical, photocopying, recording, broadcasting or otherwise now known or herein after developed without the previous express consent by the copyright owner, except for reproduction in daily press and regular printed publications on sale to the public within 60 days of the event related to those data/results and always provided that copyright symbol appears together as follows below.

© MotoGP Sports Entertainment Group, 2026

Official MotoGP Timing by

www.motogp.com

Goiania, Friday, March 20, 2026



Autódromo Internacional de Goiânia - Ayrton Senna 3835 m.

TOP SPEED & AVERAGE

ESTRELLA GALICIA 0,0 GRAND PRIX OF BRAZIL

FREE PRACTICE NR. 1

#	Rider	Nation	Motorcycle	Top 5 speeds					Average	Top
43	Jack MILLER	AUS	YAMAHA	328.2	326.2	326.2	326.2	326.2	326.6	328.2
72	Marco BEZZECCHI	ITA	APRILIA	328.2	326.2	326.2	326.2	325.3	326.4	328.2
89	Jorge MARTIN	SPA	APRILIA	326.2	326.2	325.3	323.3	323.3	324.9	326.2
42	Alex RINS	SPA	YAMAHA	325.3	322.3	319.5	319.5	319.5	321.2	325.3
23	Enea BASTIANINI	ITA	KTM	324.3	320.4	316.7	315.7	313.9	317.5	324.3
37	Pedro ACOSTA	SPA	KTM	324.3	324.3	324.3	322.3	319.5	322.4	324.3
93	Marc MARQUEZ	SPA	DUCATI	324.3	322.3	318.5	315.7	313.9	318.1	324.3
21	Franco MORBIDELLI	ITA	DUCATI	323.3	322.3	318.5	318.5	316.7	319.9	323.3
73	Alex MARQUEZ	SPA	DUCATI	323.3	320.4	320.4	319.5	316.7	320.1	323.3
20	Fabio QUARTARARO	FRA	YAMAHA	322.3	321.4	320.4	317.6	316.7	318.8	322.3
36	Joan MIR	SPA	HONDA	321.4	320.4	320.4	319.5	319.5	320.1	321.4
63	Francesco BAGNAIA	ITA	DUCATI	321.4	319.5	315.7	314.8	314.8	317.2	321.4
11	Diogo MOREIRA	BRA	HONDA	320.4	319.5	319.5	318.5	316.7	318.9	320.4
79	Ai OGURA	JPN	APRILIA	320.4	318.5	315.7	313.0	311.2	314.5	320.4
33	Brad BINDER	RSA	KTM	319.5	316.7	315.7	315.7	315.7	316.7	319.5
5	Johann ZARCO	FRA	HONDA	318.5	317.6	314.8	309.4	309.4	313.9	318.5
25	Raul FERNANDEZ	SPA	APRILIA	318.5	310.3	310.3	308.5	307.6	310.5	318.5
54	Fermin ALDEGUER	SPA	DUCATI	318.5	314.8	313.0	310.3	309.4	313.2	318.5
12	Maverick VIÑALES	SPA	KTM	316.7	314.8	313.9	307.6	305.0	311.6	316.7
7	Toprak RAZGATLIOGLU	TUR	YAMAHA	313.0	313.0	313.0	312.1	312.1	312.6	313.0
49	Fabio DI GIANNANTONIO	ITA	DUCATI	308.5	306.8	306.8	306.8	306.8	307.1	308.5
10	Luca MARINI	ITA	HONDA	305.9	305.9	305.9	304.2	302.5	304.9	305.9

These data/results cannot be reproduced, stored and/or transmitted in whole or in part by any manner of electronic, mechanical, photocopying, recording, broadcasting or otherwise now known or herein after developed without the previous express consent by the copyright owner, except for reproduction in daily press and regular printed publications on sale to the public within 60 days of the event related to those data/results and always provided that copyright symbol appears together as follows below.

© MotoGP Sports Entertainment Group, 2026

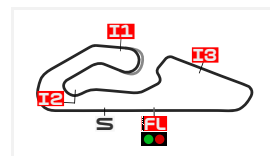
Official MotoGP Timing by www.motogp.com

Goiania, Friday, March 20, 2026

CHRONOLOGICAL ANALYSIS OF PERFORMANCES

ESTRELLA GALICIA 0,0 GRAND PRIX OF BRAZIL

FREE PRACTICE NR. 1



Autódromo Internacional de Goiânia - Ayrton Senna 3835 m.

* Lap / Sector time cancelled
 P Crossing the finish line in pit lane
 ** Tyre data subject to further updates

T1 Time from finish line to 1st intermediate
 T2 Time from 1st intermed. to 2nd intermed.

T3 Time from 2nd intermed. to 3rd intermed.
 T4 Time from 3rd intermediate to finish line

Lap	Lap Time	T1	T2	T3	T4	Speed	Lap	Lap Time	T1	T2	T3	T4	Speed
1st	37	Pedro ACOSTA		KTM		SPA	7	1'46.446	34.653	27.911	24.723	19.159	169.2
		Red Bull KTM Factory Racing					8	1'36.912	28.115	26.048	23.985	18.764	302.5
		Runs=4	Total laps=17	Full laps=10	Valid laps=10		9	1'33.567	26.533	25.326	23.396	18.312	307.6
Run #	1	Front Tyre	Wet-Soft	Rear Tyre	Wet-Medium		10	Lap Time	T1	T2	T3	T4	Speed
		New Tyre		New Tyre			11	1'30.706	25.811	24.237	22.621	18.037	309.4
1	1'49.774	31.627	25.151	24.012	18.060	213.8	12	1'34.160	27.403	25.782	23.037	17.938	321.4
2	1'33.224	26.979	24.645	23.625	17.975	242.6	13	1'30.335	26.079	24.115	22.338	17.803	314.8
3	1'30.043	25.697	23.951	22.639	17.756	280.5	14	1'34.042	25.942	25.623	23.833	18.644	319.5
4	1'18.715 P	25.775	23.950	22.685	6.305	275.5	15	1'29.698	25.518	24.121	22.270	17.789	326.2
Run #	2	Front Tyre	Wet-Soft	Rear Tyre	Wet-Medium		16	Lap Time	T1	T2	T3	T4	Speed
		4 Laps at start		4 Laps at start			17	1'27.280 P	25.699	29.627	24.577	7.377	326.2
5	1'49.741	32.945	34.579	24.450	17.767	209.7							
6	1'29.664	25.244	23.676	22.266	18.478	294.2							
7	1'28.712	25.060	23.717	22.269	17.666	308.5							
8	1'17.520 P	25.066	23.919	22.456	6.079	315.7							
Run #	3	Front Tyre	Wet-Soft	Rear Tyre	Wet-Medium		Run #	3	Front Tyre	Slick-Medium	Rear Tyre	Slick-Medium	
		8 Laps at start		8 Laps at start					11 Laps at start		11 Laps at start		
9	1'35.537	31.189	24.456	22.344	17.548	203.7	18	1'36.843	30.982	25.305	22.804	17.752	192.8
10	1'28.167	24.837	23.619	22.205	17.506	319.5	19	1'28.874	25.017	24.130	22.147	17.580	325.3
11	1'31.815	24.734	23.755	22.328	20.998	319.5	20	1'29.835	25.427	23.837	22.741	17.830	321.4
12	1'27.979	24.584	23.614	22.164	17.617	324.3	21	1'36.138 *	25.466 *	28.073	24.921	17.678	325.3
13	1'19.622 P	25.821	24.730	22.879	6.192	313.9	22	1'30.098	24.886	24.997	22.711	17.504	328.2
Run #	4	Front Tyre	Wet-Soft	Rear Tyre	Wet-Medium		23	1'27.525	24.607	23.849	21.681	17.388	326.2
		New Tyre		13 Laps at start			24	1'26.775	24.635	23.242	21.691	17.207	326.2
14	1'36.306	30.790	24.690	23.167	17.659	214.2							
15	1'27.269	24.683	23.463	21.823	17.300	322.3							
16	1'27.636	24.358	23.401	21.782	18.095	324.3							
17	1'26.688	24.418	23.318	21.659	17.293	324.3							
3rd	72	Marco BEZZECCHI		APRILIA		ITA							
		Aprilia Racing											
		Runs=4	Total laps=22	Full laps=15	Valid laps=15								
Run #	1	Front Tyre	Wet-Soft	Rear Tyre	Wet-Medium		Run #	1	Front Tyre	Wet-Soft	Rear Tyre	Wet-Medium	
		New Tyre		New Tyre					New Tyre		New Tyre		
1	1'50.476	32.619	25.561	23.503	19.525	169.8	1	1'50.476	32.619	25.561	23.503	19.525	169.8
2	1'32.802	26.890	24.413	23.365	18.134	234.7	2	1'32.802	26.890	24.413	23.365	18.134	234.7
3	1'30.645	25.862	23.946	22.855	17.982	273.4	3	1'30.645	25.862	23.946	22.855	17.982	273.4
4	1'19.490 P	25.882	24.362	22.621	6.625	286.4	4	1'19.490 P	25.882	24.362	22.621	6.625	286.4
Run #	2	Front Tyre	Wet-Soft	Rear Tyre	Wet-Medium		Run #	2	Front Tyre	Wet-Soft	Rear Tyre	Wet-Medium	
		4 Laps at start		4 Laps at start					4 Laps at start		4 Laps at start		
5	1'36.407	30.794	24.907	22.576	18.130	172.5	5	1'36.407	30.794	24.907	22.576	18.130	172.5
6	1'37.575	25.494	24.055	29.785	18.241	307.6	6	1'37.575	25.494	24.055	29.785	18.241	307.6
7	1'29.657	25.044	24.178	22.590	17.845	319.5	7	1'29.657	25.044	24.178	22.590	17.845	319.5
8	1'30.135	24.926	24.131	22.950	18.128	315.7	8	1'30.135	24.926	24.131	22.950	18.128	315.7
9	1'36.717	27.629	25.602	25.176	18.310	292.6	9	1'36.717	27.629	25.602	25.176	18.310	292.6
10	1'30.320	25.304	24.222	22.990	17.804	317.6	10	1'30.320	25.304	24.222	22.990	17.804	317.6
11	1'24.013 P	25.537	26.268	24.365	7.843	317.6	11	1'24.013 P	25.537	26.268	24.365	7.843	317.6
Run #	3	Front Tyre	Wet-Soft	Rear Tyre	Wet-Medium		Run #	3	Front Tyre	Wet-Soft	Rear Tyre	Wet-Medium	
		11 Laps at start		11 Laps at start					11 Laps at start		11 Laps at start		
12	1'39.127	32.654	24.937	23.391	18.145	137.4	12	1'39.127	32.654	24.937	23.391	18.145	137.4
13	1'29.177	24.854	24.090	22.495	17.738	320.4	13	1'29.177	24.854	24.090	22.495	17.738	320.4
2nd	43	Jack MILLER		YAMAHA		AUS							
		Prima Pramac Yamaha MotoGP											
		Runs=3	Total laps=24	Full laps=19	Valid laps=18								
Run #	1	Front Tyre	Wet-Soft	Rear Tyre	Wet-Medium		Run #	1	Front Tyre	Wet-Soft	Rear Tyre	Wet-Medium	
		New Tyre		New Tyre					New Tyre		New Tyre		
1	1'55.292	31.479	25.839	23.518	18.248	225.9	1	1'55.292	31.479	25.839	23.518	18.248	225.9
2	1'33.547	26.511	25.546	23.355	18.135	274.1	2	1'33.547	26.511	25.546	23.355	18.135	274.1
3	1'31.360	25.905	24.185	23.302	17.968	291.1	3	1'31.360	25.905	24.185	23.302	17.968	291.1
4	1'30.726	25.547	24.474	22.611	18.094	301.6	4	1'30.726	25.547	24.474	22.611	18.094	301.6
5	1'30.245	25.500	24.105	22.562	18.078	304.2	5	1'30.245	25.500	24.105	22.562	18.078	304.2
6	1'30.899 P	32.640	26.052	24.232	7.975	302.5	6	1'30.899 P	32.640	26.052	24.232	7.975	302.5
Run #	2	Front Tyre	Slick-Medium	Rear Tyre	Slick-Medium		Run #	2	Front Tyre	Slick-Medium	Rear Tyre	Slick-Medium	
		New Tyre		New Tyre					New Tyre		New Tyre		
1	1'55.292	31.479	25.839	23.518	18.248	225.9	1	1'55.292	31.479	25.839	23.518	18.248	225.9
2	1'33.547	26.511	25.546	23.355	18.135	274.1	2	1'33.547	26.511	25.546	23.355	18.135	274.1
3	1'31.360	25.905	24.185	23.302	17.968	291.1	3	1'31.360	25.905	24.185	23.302	17.968	291.1
4	1'30.726	25.547	24.474	22.611	18.094	301.6	4	1'30.726	25.547	24.474	22.611	18.094	301.6
5	1'30.245	25.500	24.105	22.562	18.078	304.2	5	1'30.245	25.500	24.105	22.562	18.078	304.2
6	1'30.899 P	32.640	26.052	24.232	7.975	302.5	6	1'30.899 P	32.640	26.052	24.232	7.975	302.5

Fastest Lap: Pedro ACOSTA SPA Red Bull KTM Factory Racing **1'26.688** 24.418 23.318 21.659 17.293

These data/results cannot be reproduced, stored and/or transmitted in whole or in part by any manner of electronic, mechanical, photocopying, recording, broadcasting or otherwise now known or herein after developed without the previous express consent by the copyright owner, except for reproduction in daily press and regular printed publications on sale to the public within 60 days of the event related to those data/results and always provided that copyright symbol appears together as follows below.

© MotoGP Sports Entertainment Group, 2026

Official MotoGP Timing by

www.motogp.com

Goiania, Friday, March 20, 2026

Free Practice Nr. 1

MotoGP™

Lap	Lap Time	T1	T2	T3	T4	Speed
14	1'32.674	25.669	24.746	23.919	18.340	323.3
15	1'28.450	24.647	23.935	22.267	17.601	321.4
16	1'32.235	25.795	24.833	23.689	17.918	303.3
17	1'34.833	24.383	27.778	24.845	17.827	325.3
18	1'25.699 P	24.507	23.986	29.114	8.092	326.2
Run #	4	Front Tyre	Wet-Medium	Rear Tyre	Wet-Medium	
			New Tyre		18 Laps at start	
19	1'36.030	30.260	24.685	23.120	17.965	176.4
20	1'27.760	24.245	23.747	22.368	17.400	326.2
21	1'30.055	24.830	24.593	23.070	17.562	326.2
22	1'26.918	23.963	23.488	22.013	17.454	328.2

4th **93** **Marc MARQUEZ** DUCATI SPA
Ducati Lenovo Team

Runs=3 Total laps=18 Full laps=13 Valid laps=13

Run #	1	Front Tyre	Wet-Soft	Rear Tyre	Wet-Medium	
			New Tyre		New Tyre	
1	2'19.058	32.758	25.738	23.794	18.510	177.6
2	1'32.705	26.551	24.622	23.359	18.173	274.1
3	1'31.787	26.485	24.286	22.735	18.281	274.1
4	1'30.433	25.457	24.179	22.673	18.124	308.5
5	1'34.220	25.430	23.857	25.236	19.697	311.2
6	1'28.708	25.090	23.635	22.255	17.728	313.9
7	1'41.385	32.824	25.122	24.476	18.963	296.7
8	1'31.277	25.404	24.390	23.369	18.114	310.3
9	1'17.905 P	25.085	23.662	22.376	6.782	312.1

Run #	2	Front Tyre	Wet-Soft	Rear Tyre	Wet-Medium	
			9 Laps at start		9 Laps at start	
10	1'40.679	32.366	25.336	24.555	18.422	179.1
11	1'27.775	24.836	23.568	21.832	17.539	322.3
12	1'32.956	25.995	25.194	23.455	18.312	301.6
13	1'19.641 P	25.066	24.309	22.861	7.405	315.7

Run #	3	Front Tyre	Wet-Soft	Rear Tyre	Wet-Medium	
			13 Laps at start		13 Laps at start	
14	1'42.181	33.219	25.868	24.681	18.413	158.1
15	1'26.975	24.552	23.399	21.666	17.358	318.5
16	1'27.651	24.583	23.553	21.916	17.599	313.9
17	1'27.180	24.515	23.528	21.790	17.347	324.3
18	1'34.662	27.517	25.462	23.403	18.280	295.8

5th **21** **Franco MORBIDELLI** DUCATI ITA
Pertamina Enduro VR46 Racing Team

Runs=3 Total laps=20 Full laps=15 Valid laps=15

Run #	1	Front Tyre	Wet-Soft	Rear Tyre	Wet-Medium	
			New Tyre		New Tyre	
1	2'29.258	35.152	26.709	25.439	18.987	173.3
2	1'34.506	27.077	25.180	23.920	18.329	295.0
3	1'32.048	26.036	24.713	23.274	18.025	311.2
4	1'30.427	25.383	24.334	22.926	17.784	316.7
5	1'30.826	25.424	23.881	23.343	18.178	310.3
6	1'35.423	27.037	25.281	24.723	18.382	276.9
7	1'29.654	25.276	23.833	22.922	17.623	310.3
8	1'36.628	27.008	25.251	24.962	19.407	290.3
9	1'22.105 P	25.209	24.054	24.497	8.345	305.9

Run #	2	Front Tyre	Wet-Soft	Rear Tyre	Wet-Medium	
			9 Laps at start		9 Laps at start	

Lap	Lap Time	T1	T2	T3	T4	Speed
10	1'42.722	36.128	25.398	23.447	17.749	155.6
11	1'29.132	25.055	24.105	22.398	17.574	310.3
12	1'28.688	24.984	23.924	22.161	17.619	318.5
13	1'36.744	27.696	25.832	25.101	18.115	308.5
14	1'28.288	24.808	23.816	22.210	17.454	322.3
15	1'22.942 P	25.886	24.875	24.784	7.397	292.6
Run #	3	Front Tyre	Wet-Soft	Rear Tyre	Wet-Medium	
			15 Laps at start		15 Laps at start	
16	1'43.930	37.645	25.704	22.984	17.597	144.0
17	1'28.186	24.805	23.914	22.070	17.397	314.8
18	1'27.170	24.560	23.495	21.873	17.242	323.3
19	1'38.396	30.588	26.550	23.469	17.789	304.2
20	1'27.420	24.593	23.453	22.002	17.372	318.5

6th **12** **Maverick VIÑALES** KTM SPA
Red Bull KTM Tech3

Runs=4 Total laps=17 Full laps=10 Valid laps=10

Run #	1	Front Tyre	Wet-Soft	Rear Tyre	Wet-Medium	
			New Tyre		New Tyre	
1	1'55.802	33.284	27.239	24.161	18.406	162.8
2	1'32.493	26.467	24.586	23.334	18.106	266.6
3	1'31.930	25.912	24.299	22.874	18.845	283.4
4	1'30.878	25.725	24.572	22.674	17.907	288.0
5	1'30.381	25.517	24.251	22.552	18.061	295.8
6	1'28.871 P	31.204	25.622	25.040	7.005	280.5

Run #	2	Front Tyre	Wet-Soft	Rear Tyre	Wet-Medium	
			6 Laps at start		6 Laps at start	
7	1'37.940	33.421	24.176	22.609	17.734	198.1
8	1'29.008	25.171	23.879	22.312	17.646	307.6
9	1'33.362	25.246	24.318	24.221	19.577	305.0
10	1'26.703 P	31.299	24.112	23.959	7.333	316.7

Run #	3	Front Tyre	Wet-Soft	Rear Tyre	Wet-Medium	
			10 Laps at start		10 Laps at start	
11	1'39.198	33.167	24.589	23.327	18.115	140.6
12	1'31.411	25.264	23.647	24.330	18.170	298.3
13	1'28.442	25.095	23.685	21.960	17.702	302.5
14	1'36.755	28.803	25.181	24.617	18.154	302.5
15	1'20.843 P	24.935	23.750	24.609	7.549	313.9

Run #	4	Front Tyre	Wet-Soft	Rear Tyre	Wet-Medium	
			15 Laps at start		15 Laps at start	
16	1'37.160	30.782	24.880	23.673	17.825	183.6
17	1'27.506	24.694	23.497	21.897	17.418	314.8

7th **89** **Jorge MARTIN** APRILIA SPA
Aprilia Racing

Runs=3 Total laps=23 Full laps=18 Valid laps=18

Run #	1	Front Tyre	Wet-Medium	Rear Tyre	Wet-Medium	
			New Tyre		New Tyre	
1	2'17.986	33.870	25.657	24.609	19.748	204.5
2	1'33.723	26.237	25.102	23.763	18.621	293.4
3	1'35.792	28.427	24.675	23.977	18.713	294.2
4	1'30.697	25.465	24.298	23.014	17.920	296.7
5	1'40.757	26.245	25.016	28.686	20.810	284.9
6	1'30.237	25.383	24.245	22.852	17.757	310.3
7	1'36.515	25.332	27.717	24.753	18.713	301.6
8	1'22.256 P	26.712	23.995	24.447	7.102	322.3

Fastest Lap: Pedro ACOSTA SPA Red Bull KTM Factory Racing **1'26.688** 24.418 23.318 21.659 17.293

These data/results cannot be reproduced, stored and/or transmitted in whole or in part by any manner of electronic, mechanical, photocopying, recording, broadcasting or otherwise now known or herein after developed without the previous express consent by the copyright owner, except for reproduction in daily press and regular printed publications on sale to the public within 60 days of the event related to those data/results and always provided that copyright symbol appears together as follows below.

© MotoGP Sports Entertainment Group, 2026

Official MotoGP Timing by TISSOT

www.motogp.com

Goiania, Friday, March 20, 2026

Page 2 of 7



Free Practice Nr. 1

MotoGP™

Lap	Lap Time	T1	T2	T3	T4	Speed
Run #	2	Front Tyre	Wet-Medium	Rear Tyre	Wet-Medium	
		8 Laps at start		8 Laps at start		
9	1'38.258	30.867	24.418	23.726	19.247	213.0
10	1'29.706	25.330	24.154	22.318	17.904	317.6
11	1'34.987	25.046	27.999	23.898	18.044	320.4
12	1'34.134	25.854	24.954	24.700	18.626	322.3
13	1'28.877	25.006	24.029	22.127	17.715	318.5
14	1'20.795 P	25.995	24.710	23.880	6.210	320.4
Run #	3	Front Tyre	Wet-Medium	Rear Tyre	Wet-Medium	
		14 Laps at start		14 Laps at start		
15	1'36.756	30.312	24.502	23.496	18.446	206.1
16	1'28.074	24.818	23.846	21.970	17.440	321.4
17	1'32.374	25.443	24.728	24.354	17.849	321.4
18	1'27.576	24.620	23.709	21.826	17.421	323.3
19	1'30.998	25.398	24.937	22.877	17.786	321.4
20	1'30.381	24.519	23.660	23.822	18.380	326.2
21	1'37.637	24.575	28.909	25.763	18.390	326.2
22	1'27.546	24.529	23.678	21.829	17.510	323.3
23	1'34.456	25.512	25.396	24.473	19.075	325.3
	PIT	24.701	23.683	23.269	7.359	322.3

8th **54** **Fermin ALDEGUER** DUCATI SPA
BK8 Gresini Racing MotoGP
Runs=3 Total laps=15 Full laps=10 Valid laps=10

Run #	1	Front Tyre	Wet-Soft	Rear Tyre	Wet-Medium	
		New Tyre		New Tyre		
1	4'35.327	34.199	27.732	25.024	18.902	219.9
2	1'42.180	27.989	25.655	29.463	19.073	251.7
3	1'33.601	26.701	24.935	23.731	18.234	277.6
4	1'31.932	25.929	24.503	23.407	18.093	305.0
5	1'31.786	25.745	24.489	23.260	18.292	300.0
6	1'30.270 P	29.773	27.610	25.956	6.931	252.9

Run #	2	Front Tyre	Wet-Soft	Rear Tyre	Wet-Medium	
		6 Laps at start		6 Laps at start		
7	1'39.302	32.277	25.428	23.551	18.046	207.6
8	1'30.103	25.544	24.155	22.691	17.713	298.3
9	1'29.058	25.044	23.911	22.487	17.616	313.0
10	1'28.527	24.942	23.855	22.176	17.554	310.3
11	1'21.790 P	26.470	25.214	23.619	6.487	296.7

Run #	3	Front Tyre	Wet-Soft	Rear Tyre	Wet-Medium	
		11 Laps at start		11 Laps at start		
12	1'36.611	30.537	24.721	23.382	17.971	228.8
13	1'28.416	24.859	23.786	22.378	17.393	314.8
14	1'27.987	24.792	23.635	22.079	17.481	309.4
15	1'27.576	24.556	23.578	22.042	17.400	318.5

9th **63** **Francesco BAGNAIA** DUCATI ITA
Ducati Lenovo Team
Runs=4 Total laps=21 Full laps=14 Valid laps=14

Run #	1	Front Tyre	Wet-Soft	Rear Tyre	Wet-Medium	
		New Tyre		New Tyre		
1	1'48.811	32.732	26.544	24.223	18.716	163.8
2	1'34.118	27.479	24.536	23.795	18.308	243.2
3	1'31.380	26.126	24.177	23.019	18.058	272.7
4	1'18.588 P	25.745	24.196	22.910	5.737	269.3

Lap	Lap Time	T1	T2	T3	T4	Speed
Run #	2	Front Tyre	Wet-Soft	Rear Tyre	Wet-Medium	
		4 Laps at start		4 Laps at start		
5	1'39.607	34.404	24.236	22.959	18.008	167.1
6	1'30.344	25.614	24.134	22.783	17.813	292.6
7	1'29.748	25.441	24.017	22.601	17.689	295.8
8	1'29.386	25.126	24.069	22.550	17.641	307.6
9	1'32.843	27.097	24.938	23.167	17.641	305.9
10	1'28.709	24.882	23.963	22.346	17.518	314.8
11	1'23.467 P	27.194	25.302	23.843	7.128	295.0

Run #	3	Front Tyre	Wet-Soft	Rear Tyre	Wet-Medium	
		11 Laps at start		11 Laps at start		
12	1'37.612	32.297	24.519	23.063	17.733	158.5
13	1'30.640	25.654	24.550	22.755	17.681	292.6
14	1'18.877 P	25.449	24.085	22.591	6.752	294.2

Run #	4	Front Tyre	Wet-Soft	Rear Tyre	Wet-Medium	
		14 Laps at start		14 Laps at start		
15	1'35.356	31.421	24.170	22.272	17.493	165.6
16	1'28.926	24.878	23.677	22.133	18.238	314.8
17	1'27.831	24.614	23.721	22.019	17.477	321.4
18	1'38.188	28.917	27.543	23.947	17.781	298.3
19	1'27.711	24.541	23.600	22.130	17.440	319.5
20	1'27.579	24.546	23.613	21.958	17.462	315.7
21	1'37.970	28.812	26.990	23.481	18.687	291.1

10th **73** **Alex MARQUEZ** DUCATI SPA
BK8 Gresini Racing MotoGP
Runs=4 Total laps=21 Full laps=14 Valid laps=14

Run #	1	Front Tyre	Wet-Soft	Rear Tyre	Wet-Medium	
		New Tyre		New Tyre		
1	2'05.296	33.227	27.101	24.253	18.749	216.0
2	1'34.301	27.282	25.154	23.336	18.529	267.9
3	1'32.539	26.605	24.603	23.121	18.210	278.3
4	1'27.183 P	27.692	27.746	24.025	7.720	279.7

Run #	2	Front Tyre	Wet-Soft	Rear Tyre	Wet-Medium	
		4 Laps at start		4 Laps at start		
5	1'37.871	31.247	25.088	23.272	18.264	199.6
6	1'30.970	25.908	24.410	22.712	17.940	289.5
7	1'36.882	27.408	26.141	24.906	18.427	288.7
8	1'30.801	25.773	24.455	22.589	17.984	291.8
9	1'37.074	26.982	26.982	24.152	18.958	304.2
10	1'30.372	25.704	24.225	22.504	17.939	304.2
11	1'23.295 P	26.023	25.898	24.145	7.229	300.0

Run #	3	Front Tyre	Wet-Soft	Rear Tyre	Wet-Medium	
		11 Laps at start		11 Laps at start		
12	1'38.760	31.520	25.026	23.828	18.386	199.2
13	1'28.427	25.000	23.762	22.102	17.563	320.4
14	1'34.266	26.656	25.250	23.935	18.425	302.5
15	1'35.530	24.989	23.834	27.496	19.211	315.7
16	1'28.828	24.938	23.853	22.298	17.739	320.4
17	1'22.164 P	26.064	25.252	23.240	7.608	302.5

Run #	4	Front Tyre	Wet-Soft	Rear Tyre	Wet-Medium	
		17 Laps at start		17 Laps at start		
18	1'39.646	31.709	25.432	24.203	18.302	193.2
19	1'27.755	24.707	23.720	21.903	17.425	323.3
20	1'35.163	26.692	25.600	24.413	18.458	299.1

Fastest Lap: Pedro ACOSTA SPA Red Bull KTM Factory Racing **1'26.688** 24.418 23.318 21.659 17.293

These data/results cannot be reproduced, stored and/or transmitted in whole or in part by any manner of electronic, mechanical, photocopying, recording, broadcasting or otherwise now known or herein after developed without the previous express consent by the copyright owner, except for reproduction in daily press and regular printed publications on sale to the public within 60 days of the event related to those data/results and always provided that copyright symbol appears together as follows below.

© MotoGP Sports Entertainment Group, 2026

Official MotoGP Timing by **TISSOT**

www.motogp.com

Goiania, Friday, March 20, 2026

Page 3 of 7



Free Practice Nr. 1

MotoGP™

Lap	Lap Time	T1	T2	T3	T4	Speed
21	1'27.665	24.654	23.669	21.937	17.405	319.5
	PIT	25.293	25.725	23.665	7.305	316.7

11th	23	Enea BASTIANINI	KTM	ITA
		Red Bull KTM Tech3		
		Runs=3	Total laps=19	Full laps=14 Valid laps=14

Run #	1	Front Tyre	Wet-Soft	Rear Tyre	Wet-Medium	Speed
		New Tyre		New Tyre		
1	2'07.922	32.434	25.489	24.322	18.594	190.4
2	1'35.197	27.579	25.470	23.845	18.303	243.2
3	1'32.687	26.392	24.738	23.422	18.135	273.4
4	1'35.311	25.883	26.594	23.853	18.981	291.8
5	1'31.467	26.090	24.574	22.810	17.993	305.0
6	1'37.635	25.457	24.678	29.222	18.278	302.5
7	1'30.585	25.249	24.255	23.140	17.941	313.9
8	1'22.965 P	27.288	24.909	23.499	7.269	300.0

Run #	2	Front Tyre	Wet-Soft	Rear Tyre	Wet-Medium	Speed
		8 Laps at start		8 Laps at start		
9	1'38.057	31.371	25.059	23.490	18.137	216.8
10	1'30.263	25.422	24.219	22.717	17.905	307.6
11	1'30.138	25.174	24.376	22.854	17.734	316.7
12	1'29.464	25.053	24.094	22.554	17.763	313.0
13	1'29.134	25.093	23.892	22.494	17.655	313.9
14	1'23.661 P	27.542	25.027	23.648	7.444	303.3

Run #	3	Front Tyre	Wet-Soft	Rear Tyre	Wet-Medium	Speed
		New Tyre		14 Laps at start		
15	1'36.552	32.477	24.105	22.511	17.459	210.9
16	1'28.307	24.848	23.735	22.143	17.581	313.0
17	1'28.149	24.519	23.799	22.359	17.472	320.4
18	1'27.704	24.424	23.790	22.033	17.457	324.3
19	1'30.624	24.526	25.180	22.910	18.008	315.7

12th	49	Fabio DI GIANNANTONIO	DUCATI	ITA
		Pertamina Enduro VR46 Racing Team		
		Runs=5	Total laps=20	Full laps=11 Valid laps=11

Run #	1	Front Tyre	Wet-Soft	Rear Tyre	Wet-Medium	Speed
		New Tyre		New Tyre		
1	1'48.368	34.771	26.010	24.124	18.579	164.1
2	1'33.079	26.565	24.855	23.274	18.385	271.3
3	1'31.253	26.095	24.112	23.126	17.920	289.5
4	1'19.414 P	25.836	24.481	22.886	6.211	289.5

Run #	2	Front Tyre	Wet-Soft	Rear Tyre	Wet-Medium	Speed
		4 Laps at start		4 Laps at start		
5	1'41.324	35.140	24.730	23.248	18.206	177.6
6	1'20.656 P	25.753	24.296	22.972	7.635	294.2

Run #	3	Front Tyre	Wet-Soft	Rear Tyre	Wet-Medium	Speed
		6 Laps at start		6 Laps at start		
7	1'37.975	31.833	24.903	23.210	18.029	171.4
8	1'30.391	25.534	24.294	22.657	17.906	299.1
9	1'29.215	25.154	24.053	22.428	17.580	301.6
10	1'31.894 P	25.086	32.834	26.378	7.596	308.5

Run #	4	Front Tyre	Wet-Soft	Rear Tyre	Wet-Medium	Speed
		10 Laps at start		10 Laps at start		
11	1'40.392	32.923	26.139	23.489	17.841	160.0
12	1'28.942	24.916	23.995	22.425	17.606	306.8
13	1'39.902	25.098	26.771	29.328	18.705	292.6

Fastest Lap:	Pedro ACOSTA	SPA	Red Bull KTM Factory Racing	1'26.688	24.418	23.318	21.659	17.293
---------------------	--------------	-----	-----------------------------	-----------------	--------	--------	--------	--------

These data/results cannot be reproduced, stored and/or transmitted in whole or in part by any manner of electronic, mechanical, photocopying, recording, broadcasting or otherwise now known or herein after developed without the previous express consent by the copyright owner, except for reproduction in daily press and regular printed publications on sale to the public within 60 days of the event related to those data/results and always provided that copyright symbol appears together as follows below.

© MotoGP Sports Entertainment Group, 2026

Official MotoGP Timing by TISSOT

www.motogp.com

Goiania, Friday, March 20, 2026

Page 4 of 7

Lap	Lap Time	T1	T2	T3	T4	Speed
14	1'40.734	24.986	27.770	29.633	18.345	306.8
15	1'28.796	25.031	23.702	22.400	17.663	301.6
16	1'27.654 P	29.076	24.680	25.258	8.640	272.0

Run #	5	Front Tyre	Wet-Soft	Rear Tyre	Wet-Medium	Speed
		16 Laps at start		16 Laps at start		
17	1'39.687	33.595	25.008	23.144	17.940	150.2
18	1'36.039	24.842	23.843	26.545	20.809	299.1
19	1'27.734	24.640	23.765	21.967	17.362	306.8
20	1'32.775	24.941	28.110	22.192	17.532	306.8

13th	33	Brad BINDER	KTM	RSA
		Red Bull KTM Factory Racing		
		Runs=3	Total laps=24	Full laps=19 Valid laps=19

Run #	1	Front Tyre	Wet-Soft	Rear Tyre	Wet-Medium	Speed
		New Tyre		New Tyre		
1	1'56.987	35.071	27.101	24.570	18.501	168.4
2	1'33.162	26.526	24.694	23.362	18.580	266.0
3	1'30.802	25.952	23.991	22.880	17.979	294.2
4	1'30.951	25.664	24.453	22.776	18.058	298.3
5	1'29.955	25.478	23.962	22.465	18.050	288.0
6	1'44.005	25.700	33.052	25.317	19.936	280.5
7	1'21.863 P	25.315	24.099	24.909	7.540	314.8

Run #	2	Front Tyre	Wet-Soft	Rear Tyre	Wet-Medium	Speed
		7 Laps at start		7 Laps at start		
8	1'41.944	33.963	25.672	23.995	18.314	145.5
9	1'30.478	25.579	24.280	22.591	18.028	305.9
10	1'29.699	25.394	24.088	22.334	17.883	313.0
11	1'42.907	32.731	27.171	24.570	18.435	315.7
12	1'29.748	25.223	24.131	22.463	17.931	313.0
13	1'25.321 P	26.686	25.449	25.438	7.748	297.5

Run #	3	Front Tyre	Slick-Soft	Rear Tyre	Slick-Medium	Speed
		New Tyre		New Tyre		
14	1'53.788	36.787	29.816	26.928	20.257	147.9
15	1'46.024	29.741	28.796	27.893	19.594	274.1
16	1'37.324	27.859	26.185	24.410	18.870	284.9
17	1'35.049	27.179	25.580	23.711	18.579	310.3
18	1'32.375	26.316	25.107	22.775	18.177	315.7
19	1'32.021	26.386	24.805	22.697	18.133	306.8
20	1'30.679	25.732	24.501	22.327	18.119	309.4
21	1'29.603	25.489	24.315	22.349	17.450	319.5
22	1'29.372	25.442	23.966	22.481	17.483	311.2
23	1'28.417	25.096	23.739	21.948	17.634	316.7
24	1'27.795	24.830	23.623	21.937	17.405	315.7

14th	42	Alex RINS	YAMAHA	SPA
		Monster Energy Yamaha MotoGP Team		
		Runs=3	Total laps=21	Full laps=16 Valid laps=16

Run #	1	Front Tyre	Wet-Medium	Rear Tyre	Wet-Medium	Speed
		New Tyre		New Tyre		
1	2'09.725	33.529	26.023	24.104	18.324	190.8
2	1'34.008	27.317	24.744	23.401	18.546	255.9
3	1'32.816	26.434	24.719	23.388	18.275	269.3
4	1'32.140	26.008	24.504	23.653	17.975	296.7
5	1'29.919	25.280	24.231	22.578	17.830	319.5
6	1'43.550	28.722	31.757	24.536	18.535	309.4
7	1'29.676	25.349	24.098	22.523	17.706	302.5

Free Practice Nr. 1

MotoGP™

Lap	Lap Time	T1	T2	T3	T4	Speed
8	1'29.367	24.957	24.192	22.414	17.804	312.1
9	1'31.142 P	29.254	29.333	25.108	7.447	306.8

Run #	2	Front Tyre	Wet-Medium	Rear Tyre	Wet-Medium	
		9 Laps at start		9 Laps at start		
10	1'38.357	32.132	25.091	23.136	17.998	185.8
11	1'28.069	24.605	23.749	22.088	17.627	322.3
12	1'31.769	25.842	24.513	23.265	18.149	299.1
13	1'37.723	29.570	26.486	23.728	17.939	319.5
14	1'28.113	24.744	23.804	22.022	17.543	325.3
15	1'27.948	24.607	23.816	21.992	17.533	317.6
16	1'26.494 P	28.587	25.320	24.478	8.109	302.5

Run #	3	Front Tyre	Slick-Soft	Rear Tyre	Slick-Soft	
		New Tyre		New Tyre		

17	1'50.464	35.287	28.072	28.122	18.983	191.1
18	1'38.183	27.118	26.318	25.863	18.884	291.8
19	1'33.866	26.247	25.249	24.185	18.185	307.6
20	1'41.617	30.913	27.823	24.250	18.631	319.5
21	1'32.796	25.913	25.397	23.406	18.080	304.2

15th 5 **Johann ZARCO** HONDA FRA
Castrol Honda LCR

Runs=4 Total laps=24 Full laps=17 Valid laps=17

Run #	1	Front Tyre	Wet-Soft	Rear Tyre	Wet-Medium	
		New Tyre		New Tyre		
1	1'49.182	32.483	25.767	23.773	18.777	198.1
2	1'33.643	27.430	24.577	23.574	18.062	246.5
3	1'29.981	25.405	24.104	22.656	17.816	306.8
4	1'35.537	26.865	24.028	26.401	18.243	270.6
5	1'34.248	25.314	24.086	22.584	22.264	307.6
6	1'19.684 P	25.676	24.087	23.091	6.830	276.2

Run #	2	Front Tyre	Wet-Soft	Rear Tyre	Wet-Medium	
		6 Laps at start		6 Laps at start		
7	1'41.363	32.648	25.484	24.390	18.841	164.1
8	1'33.404	25.191	24.183	23.933	20.097	303.3
9	1'29.417	25.242	23.691	22.395	18.089	302.5
10	1'31.441	25.155	24.066	23.491	18.729	306.8
11	1'22.991 P	25.101	26.380	24.946	6.564	309.4

Run #	3	Front Tyre	Wet-Soft	Rear Tyre	Wet-Medium	
		11 Laps at start		11 Laps at start		
12	1'37.695	30.720	25.088	23.556	18.331	190.8
13	1'28.592	24.894	23.904	22.371	17.423	309.4
14	1'36.347	25.061	24.450	27.495	19.341	305.9
15	1'28.573	24.691	23.758	22.298	17.826	314.8
16	1'30.582	24.714	24.124	23.180	18.564	317.6
17	1'28.057	24.600	23.779	22.126	17.552	318.5
18	1'20.875 P	24.988	24.420	24.624	6.843	303.3

Run #	4	Front Tyre	Slick-Soft	Rear Tyre	Slick-Medium	
		New Tyre		New Tyre		
19	1'48.611	37.027	27.364	24.948	19.272	173.9
20	1'39.422	27.482	29.058	24.494	18.388	252.9
21	1'36.239	26.230	25.183	23.685	21.141	291.1
22	1'31.821	25.835	24.443	23.391	18.152	306.8
23	1'30.884	26.010	24.489	22.673	17.712	300.8
24	1'29.938	25.365	24.545	22.385	17.643	305.0

Lap	Lap Time	T1	T2	T3	T4	Speed
16th 7	Toprak RAZGATLIOGLU					
		Prima Pramac Yamaha MotoGP		YAMAHA		TUR
		Runs=3	Total laps=20	Full laps=15	Valid laps=15	

Run #	1	Front Tyre	Wet-Soft	Rear Tyre	Wet-Medium	
		New Tyre		New Tyre		
1	1'54.479	32.386	26.190	23.759	18.935	193.5
2	1'32.934	27.065	24.450	23.029	18.390	267.3
3	1'33.529	26.386	24.474	24.198	18.471	281.9
4	1'31.217	25.968	24.383	22.861	18.005	275.5
5	1'32.471	25.636	24.313	22.854	19.668	289.5
6	1'30.807	25.778	24.365	22.759	17.905	298.3
7	1'21.961 P	26.400	24.803	23.804	6.954	307.6

Run #	2	Front Tyre	Wet-Soft	Rear Tyre	Wet-Medium	
		7 Laps at start		7 Laps at start		
8	1'44.220	32.915	25.737	25.932	19.636	138.6
9	1'33.575	25.532	24.181	25.433	18.429	295.0
10	1'29.541	25.217	24.189	22.467	17.668	307.6
11	1'43.116	37.673	24.414	22.921	18.108	312.1
12	1'28.807	25.101	23.967	22.118	17.621	308.5
13	1'32.344	26.554	25.201	22.846	17.743	307.6
14	1'32.484	25.645	24.656	23.876	18.307	294.2
15	1'28.571	25.026	23.855	22.021	17.669	313.0
16	1'28.268	24.873	23.722	22.037	17.636	313.0
17	1'20.428 P	26.353	24.824	22.815	6.436	313.0

Run #	3	Front Tyre	Wet-Soft	Rear Tyre	Wet-Medium	
		17 Laps at start		17 Laps at start		

18	1'39.391	30.903	27.280	23.100	18.108	214.2
19	1'29.044	25.112	23.921	22.252	17.759	297.5
20	1'28.726	24.881	24.049	22.058	17.738	312.1

17th 79 **Ai OGURA** APRILIA JPN
Trackhouse MotoGP Team

Runs=3 Total laps=16 Full laps=11 Valid laps=11

Run #	1	Front Tyre	Wet-Soft	Rear Tyre	Wet-Medium	
		New Tyre		New Tyre		
1	2'00.595	35.348	26.543	24.608	19.237	173.6
2	1'33.058	26.588	24.632	23.343	18.495	276.2
3	1'33.755	26.158	24.674	23.520	19.403	290.3
4	1'33.217	26.897	24.678	23.484	18.158	311.2
5	1'32.247	25.971	24.323	23.619	18.334	299.1
6	1'22.014 P	25.733	24.810	24.119	7.352	311.2

Run #	2	Front Tyre	Wet-Soft	Rear Tyre	Wet-Medium	
		6 Laps at start		6 Laps at start		
7	1'42.731	33.566	26.580	23.677	18.908	163.8
8	1'30.964	25.392	24.448	23.122	18.002	304.2
9	1'31.409	26.023	24.281	22.909	18.196	318.5
10	1'30.392	25.340	24.129	22.933	17.990	310.3
11	1'29.869	25.162	24.056	22.713	17.938	311.2
12	1'26.969 P	27.632	25.578	26.019	7.740	285.7

Run #	3	Front Tyre	Wet-Soft	Rear Tyre	Wet-Medium	
		12 Laps at start		12 Laps at start		
13	1'40.171	33.683	25.386	23.250	17.852	153.6
14	1'28.705	24.892	23.844	22.400	17.569	315.7
15	1'28.618	24.665	23.856	22.333	17.764	313.0
16	1'28.600	24.673	23.882	22.245	17.800	320.4

Fastest Lap: Pedro ACOSTA SPA Red Bull KTM Factory Racing **1'26.688** 24.418 23.318 21.659 17.293

These data/results cannot be reproduced, stored and/or transmitted in whole or in part by any manner of electronic, mechanical, photocopying, recording, broadcasting or otherwise now known or herein after developed without the previous express consent by the copyright owner, except for reproduction in daily press and regular printed publications on sale to the public within 60 days of the event related to those data/results and always provided that copyright symbol appears together as follows below.

© MotoGP Sports Entertainment Group, 2026

Official MotoGP Timing by TISSOT

www.motogp.com

Goiania, Friday, March 20, 2026

Page 5 of 7



Free Practice Nr. 1

MotoGP™

Lap	Lap Time	T1	T2	T3	T4	Speed
PIT		27.600	25.623	27.580	6.569	300.0
18th	11	Diogo MOREIRA		HONDA	BRA	
		Pro Honda LCR				
		Runs=4	Total laps=15	Full laps=8	Valid laps=8	
Run #	1	Front Tyre	Wet-Soft	Rear Tyre	Wet-Medium	
		New Tyre		New Tyre		
1	1'51.703	31.950	25.423	23.747	18.982	232.2
2	1'32.562	27.154	24.237	22.907	18.264	251.1
3	1'32.199	26.204	24.081	23.765	18.149	274.8
4	1'30.477	25.465	24.122	22.653	18.237	305.9
5	1'21.920 P	26.249	25.583	23.430	6.658	313.9
Run #	2	Front Tyre	Wet-Soft	Rear Tyre	Wet-Medium	
		5 Laps at start		5 Laps at start		
6	1'34.878	29.754	24.243	22.785	18.096	216.8
7	1'30.074	25.365	24.051	22.519	18.139	319.5
8	1'28.966	25.008	23.811	22.200	17.947	320.4
9	1'31.359	24.981	24.670	22.909	18.799	318.5
10	1'30.695	25.609	24.387	22.619	18.080	314.8
11	1'28.678	24.931	23.695	22.286	17.766	319.5
12	1'21.192 P	25.917	24.725	23.666	6.884	316.7
Run #	3	Front Tyre	Slick-Soft	Rear Tyre	Slick-Medium	
		New Tyre		New Tyre		
13	1'41.635	30.430	27.767	24.401	19.037	216.8
14	1'24.592 P	26.966	25.689	25.088	6.849	277.6
Run #	4	Front Tyre	Wet-Soft	Rear Tyre	Wet-Medium	
		12 Laps at start		12 Laps at start		
15	1'40.032	34.389	24.677	22.874	18.092	199.2
19th	36	Joan MIR		HONDA	SPA	
		Honda HRC Castrol				
		Runs=3	Total laps=21	Full laps=16	Valid laps=16	
Run #	1	Front Tyre	Wet-Soft	Rear Tyre	Wet-Medium	
		New Tyre		New Tyre		
1	2'07.564	32.300	25.847	24.059	18.793	209.3
2	1'45.737	27.453	29.235	30.465	18.584	255.3
3	1'32.148	26.363	24.521	23.036	18.228	276.2
4	1'30.184	25.571	24.071	22.637	17.905	297.5
5	1'29.724	25.362	23.807	22.678	17.877	301.6
6	1'33.759	25.144	26.212	24.419	17.984	311.2
7	1'29.881	25.235	24.035	22.713	17.898	317.6
8	1'29.318	25.116	23.847	22.410	17.945	313.0
9	1'35.255	24.935	27.451	24.132	18.737	318.5
10	1'20.296 P	25.273	23.960	22.820	8.243	313.0
Run #	2	Front Tyre	Wet-Soft	Rear Tyre	Wet-Medium	
		10 Laps at start		10 Laps at start		
11	1'39.875	31.960	24.895	25.066	17.954	177.3
12	1'28.865	24.844	23.853	22.437	17.731	320.4
13	1'35.562	24.913	28.448	24.036	18.165	317.6
14	1'29.134	24.840	23.864	22.543	17.887	319.5
15	1'28.980	24.954	23.776	22.412	17.838	319.5
16	1'32.818	24.863	23.803	25.505	18.647	319.5
17	1'26.028 P	25.025	29.937	23.316	7.750	315.7
Run #	3	Front Tyre	Slick-Soft	Rear Tyre	Slick-Medium	
		New Tyre		New Tyre		
18	1'44.253	32.168	27.473	25.249	19.363	168.7

Lap	Lap Time	T1	T2	T3	T4	Speed
19	1'36.358	26.927	26.394	23.977	19.060	300.8
20	1'38.460	29.426	26.606	23.616	18.812	320.4
21	1'33.957	26.490	25.558	23.478	18.431	321.4
20th	10	Luca MARINI		HONDA	ITA	
		Honda HRC Castrol				
		Runs=4	Total laps=21	Full laps=14	Valid laps=14	
Run #	1	Front Tyre	Wet-Soft	Rear Tyre	Wet-Medium	
		New Tyre		New Tyre		
1	2'05.939	32.270	26.962	24.310	18.603	221.7
2	1'34.254	27.278	25.186	23.545	18.245	255.9
3	1'32.191	26.595	24.470	23.142	17.984	270.0
4	1'41.981	27.869	28.515	26.859	18.738	266.0
5	1'31.830	26.140	24.057	23.801	17.832	279.7
6	1'30.350	25.836	23.807	22.787	17.920	282.7
7	1'42.125	26.004	27.035	29.417	19.669	302.5
8	1'21.065 P	25.963	24.089	23.344	7.669	295.0
Run #	2	Front Tyre	Wet-Soft	Rear Tyre	Wet-Medium	
		8 Laps at start		8 Laps at start		
9	1'39.120	32.255	25.215	23.580	18.070	204.5
10	1'30.743	26.207	24.192	22.528	17.816	294.2
11	1'29.995	25.700	23.951	22.496	17.848	305.9
12	1'21.763 P	25.814	24.123	24.437	7.389	305.9
Run #	3	Front Tyre	Wet-Soft	Rear Tyre	Wet-Medium	
		12 Laps at start		12 Laps at start		
13	1'39.466	33.086	25.205	23.079	18.096	175.0
14	1'29.615	25.810	23.850	22.124	17.831	294.2
15	1'28.926	25.322	23.894	22.011	17.699	304.2
16	1'31.848	26.991	24.454	22.509	17.894	288.0
17	1'24.741 P	25.480	27.643	24.070	7.548	305.9
Run #	4	Front Tyre	Slick-Soft	Rear Tyre	Slick-Medium	
		New Tyre		New Tyre		
18	1'46.820	34.735	27.059	25.211	19.815	192.5
19	1'37.553	28.527	26.744	23.818	18.464	273.4
20	1'32.767	26.539	25.017	23.242	17.969	287.2
21	1'32.148	26.111	24.856	23.247	17.934	295.0
21st	25	Raul FERNANDEZ		APRILIA	SPA	
		Trackhouse MotoGP Team				
		Runs=3	Total laps=24	Full laps=19	Valid laps=19	
Run #	1	Front Tyre	Wet-Soft	Rear Tyre	Wet-Medium	
		New Tyre		New Tyre		
1	2'24.363	37.320	27.144	24.068	18.288	170.8
2	1'35.546	28.571	25.250	23.601	18.124	241.0
3	1'32.054	26.357	24.664	23.235	17.798	285.7
4	1'31.060	26.098	24.052	22.997	17.913	292.6
5	1'32.005	25.865	24.039	23.960	18.141	294.2
6	1'31.171	25.893	24.177	23.039	18.062	306.8
7	1'47.451	33.833	26.955	27.280	19.383	176.4
8	1'30.947	25.956	24.236	22.848	17.907	295.8
9	1'30.167	25.407	24.122	22.678	17.960	308.5
10	1'31.964 P	27.690	30.062	25.641	8.571	270.0
Run #	2	Front Tyre	Wet-Soft	Rear Tyre	Wet-Medium	
		10 Laps at start		10 Laps at start		
11	1'39.894	33.611	24.851	23.258	18.174	145.3
12	1'30.649	25.653	24.355	22.745	17.896	302.5

Fastest Lap: Pedro ACOSTA SPA Red Bull KTM Factory Racing **1'26.688** 24.418 23.318 21.659 17.293

These data/results cannot be reproduced, stored and/or transmitted in whole or in part by any manner of electronic, mechanical, photocopying, recording, broadcasting or otherwise now known or herein after developed without the previous express consent by the copyright owner, except for reproduction in daily press and regular printed publications on sale to the public within 60 days of the event related to those data/results and always provided that copyright symbol appears together as follows below.

© MotoGP Sports Entertainment Group, 2026

Official MotoGP Timing by  TISSOT

www.motogp.com

Goiania, Friday, March 20, 2026

Page 6 of 7



Free Practice Nr. 1

MotoGP™

Lap	Lap Time	T1	T2	T3	T4	Speed	Lap	Lap Time	T1	T2	T3	T4	Speed
13	1'30.330	25.285	24.099	22.756	18.190	310.3							
14	1'37.347	28.552	25.876	24.477	18.442	280.5							
15	1'30.103	25.482	24.006	22.686	17.929	307.6							
16	1'29.956	25.480	24.046	22.579	17.851	297.5							
17	1'51.133	34.387	31.259	26.947	18.540	318.5							
18	1'37.124 P	25.170	24.021	39.182	8.751	307.6							
Run #	3	Front Tyre	Wet-Soft	Rear Tyre	Wet-Medium								
		18 Laps at start		18 Laps at start									
19	1'39.461	33.324	24.956	23.295	17.886	145.3							
20	1'29.142	25.338	23.832	22.359	17.613	297.5							
21	1'29.019	25.015	23.849	22.395	17.760	310.3							
22	1'41.284	30.307	28.760	23.988	18.229	298.3							
23	1'29.691	25.332	23.929	22.631	17.799	300.8							
24	1'28.952	25.134	23.799	22.370	17.649	304.2							

22nd **20** **Fabio QUARTARARO** YAMAHA FRA
 Monster Energy Yamaha MotoGP Team

Runs=3 Total laps=22 Full laps=17 Valid laps=17

Run #	1	Front Tyre	Wet-Soft	Rear Tyre	Wet-Medium	
		New Tyre		New Tyre		
1	2'49.359	32.239	26.949	24.755	19.038	202.2
2	1'36.201	27.391	25.783	24.190	18.837	279.7
3	1'33.338	26.353	25.190	23.355	18.440	301.6
4	1'31.761	25.917	24.702	23.025	18.117	303.3
5	1'30.901	25.514	24.388	22.884	18.115	313.9
6	1'40.218	30.595	25.824	25.435	18.364	288.7
7	1'31.119	25.592	24.656	22.902	17.969	316.7
8	1'38.156	29.670	26.485	23.918	18.083	280.5
9	1'35.527	25.416	27.577	24.456	18.078	316.7
10	1'23.386 P	25.305	24.531	26.372	7.178	314.8
Run #	2	Front Tyre	Wet-Soft	Rear Tyre	Wet-Medium	
		10 Laps at start		10 Laps at start		
11	1'40.223	31.924	25.767	24.550	17.982	184.3
12	1'29.770	25.270	24.291	22.548	17.661	322.3
13	1'41.297	32.019	26.233	25.023	18.022	321.4
14	1'29.644	25.216	24.150	22.553	17.725	320.4
15	1'42.998	30.801	27.578	26.260	18.359	295.8
16	1'33.480	25.192	24.176	22.308	21.804	317.6
17	1'38.772	29.754	26.365	24.457	18.196	216.0
18	1'29.498	25.200	24.199	22.488	17.611	316.7
19	1'22.047 P	25.216	25.304	24.145	7.382	310.3
Run #	3	Front Tyre	Slick-Soft	Rear Tyre	Slick-Medium	
		New Tyre		New Tyre		
20	1'46.682	34.842	27.205	25.480	19.155	184.6
21	1'38.226	27.721	26.844	24.649	19.012	290.3
22	1'36.383	27.668	26.363	24.157	18.195	285.7
	PIT	26.397	32.929	26.746	7.688	308.5

Fastest Lap: Pedro ACOSTA SPA Red Bull KTM Factory Racing **1'26.688** 24.418 23.318 21.659 17.293

These data/results cannot be reproduced, stored and/or transmitted in whole or in part by any manner of electronic, mechanical, photocopying, recording, broadcasting or otherwise now known or herein after developed without the previous express consent by the copyright owner, except for reproduction in daily press and regular printed publications on sale to the public within 60 days of the event related to those data/results and always provided that copyright symbol appears together as follows below.

© MotoGP Sports Entertainment Group, 2026

Official MotoGP Timing by TISSOT

www.motogp.com

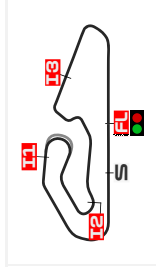
Goiania, Friday, March 20, 2026

Page 7 of 7



BEST PARTIAL TIMES

ESTRELLA GALICIA O,O GRAND PRIX OF BRAZIL FREE PRACTICE NR. 1



Autódromo Internacional de Galáxia - Ayrton Senna
3835 m.

IT Ideal Lap Time, sum of the best partial times BT Best Lap Time

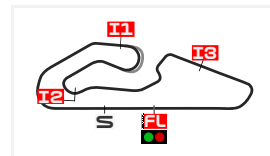
Pos	T1		T2		T3		T4		Pos	Rider	IT	BT
	Rider	Time	Rider	Time	Rider	Time	Rider	Time				
1	M.BEZZECCHI	23.963	J.MILLER	23.242	P.ACOSTA	21.659	J.MILLER	17.207	1	P.ACOSTA	1'26.628	(1)
2	P.ACOSTA	24.358	P.ACOSTA	23.318	M.MARQUEZ	21.666	F.MORBIDELLI	17.242	2	J.MILLER	1'26.737	(2)
3	E.BASTIANINI	24.424	M.MARQUEZ	23.399	J.MILLER	21.681	P.ACOSTA	17.293	3	M.BEZZECCHI	1'26.864	(3)
4	M.MARQUEZ	24.515	F.MORBIDELLI	23.453	J.MARTIN	21.826	M.MARQUEZ	17.347	4	M.MARQUEZ	1'26.927	(4)
5	J.MARTIN	24.519	M.BEZZECCHI	23.488	F.MORBIDELLI	21.873	F.DI GIANNANTON	17.362	5	F.MORBIDELLI	1'27.128	(5)
6	F.BAGNAIA	24.541	M.VIÑALES	23.497	M.VIÑALES	21.897	F.ALDEGUER	17.393	6	J.MARTIN	1'27.426	(7)
7	F.ALDEGUER	24.566	F.ALDEGUER	23.578	A.MARQUEZ	21.903	M.BEZZECCHI	17.400	7	M.VIÑALES	1'27.506	(6)
8	F.MORBIDELLI	24.560	F.BAGNAIA	23.600	B.BINDER	21.937	B.BINDER	17.405	8	F.BAGNAIA	1'27.539	(9)
9	J.ZARCO	24.600	B.BINDER	23.623	F.BAGNAIA	21.958	A.MARQUEZ	17.405	9	F.ALDEGUER	1'27.569	(8)
10	A.RINS	24.605	J.MARTIN	23.660	F.DI GIANNANTON	21.967	M.VIÑALES	17.418	10	A.MARQUEZ	1'27.631	(10)
11	J.MILLER	24.607	A.MARQUEZ	23.669	A.RINS	21.992	J.MARTIN	17.421	11	E.BASTIANINI	1'27.649	(11)
12	F.DI GIANNANTON	24.640	J.ZARCO	23.691	L.MARINI	22.011	J.ZARCO	17.423	12	F.DI GIANNANTON	1'27.671	(12)
13	A.MARQUEZ	24.654	D.MOREIRA	23.695	M.BEZZECCHI	22.013	F.BAGNAIA	17.440	13	B.BINDER	1'27.795	(13)
14	A.OGURA	24.665	F.DI GIANNANTON	23.702	T.RAZGATLIOG	22.021	E.BASTIANINI	17.457	14	J.ZARCO	1'27.840	(15)
15	M.VIÑALES	24.694	T.RAZGATLIOG	23.722	E.BASTIANINI	22.033	A.RINS	17.533	15	A.RINS	1'27.879	(14)
16	B.BINDER	24.830	E.BASTIANINI	23.735	F.ALDEGUER	22.042	A.OGURA	17.569	16	T.RAZGATLIOGLU	1'28.237	(16)
17	J.MIR	24.840	A.RINS	23.749	J.ZARCO	22.126	F.QUARTARARO	17.611	17	A.OGURA	1'28.323	(17)
18	T.RAZGATLIOG	24.873	J.MIR	23.776	D.MOREIRA	22.200	R.FERNANDEZ	17.613	18	D.MOREIRA	1'28.592	(18)
19	D.MOREIRA	24.931	R.FERNANDEZ	23.799	A.OGURA	22.245	T.RAZGATLIOG	17.621	19	J.MIR	1'28.757	(19)
20	R.FERNANDEZ	25.015	L.MARINI	23.807	F.QUARTARAR	22.308	L.MARINI	17.699	20	R.FERNANDEZ	1'28.786	(21)
21	F.QUARTARARO	25.192	A.OGURA	23.844	R.FERNANDEZ	22.359	J.MIR	17.731	21	L.MARINI	1'28.839	(20)
22	L.MARINI	25.322	F.QUARTARAR	24.150	J.MIR	22.410	D.MOREIRA	17.766	22	F.QUARTARARO	1'29.261	(22)

These data/results cannot be reproduced, stored and/or transmitted in whole or in part by any manner of electronic, mechanical, photocopying, recording, broadcasting or otherwise now known or herein after developed without the previous express consent by the copyright owner, except for reproduction in daily press and regular printed publications on sale to the public within 60 days of the event related to those data/results and always provided that copyright symbol appears together as follows below.

© MotoGP Sports Entertainment Group, 2020

FASTEST LAPS SEQUENCE

ESTRELLA GALICIA O,O GRAND PRIX OF BRAZIL
FREE PRACTICE NR. 1



Autódromo Internacional de Goiânia - Ayrton Senna 3835 m.

Practice Time	#	Rider	Nation	Motorcycle	Time	Km/h	Rider's Lap
3'21.447	49	Fabio DI GIANNANTONI	ITA	DUCATI	1'33.079	148.3	2
3'23.278	72	Marco BEZZECCHI	ITA	APRILIA	1'32.802	148.7	2
3'24.265	11	Diogo MOREIRA	BRA	HONDA	1'32.562	149.1	2
3'28.295	12	Maverick VIÑALES	SPA	KTM	1'32.493	149.2	2
4'52.700	49	Fabio DI GIANNANTONI	ITA	DUCATI	1'31.253	151.2	3
4'52.806	5	Johann ZARCO	FRA	HONDA	1'29.981	153.4	3
8'01.857	33	Brad BINDER	RSA	KTM	1'29.955	153.4	5
8'18.608	42	Alex RINS	SPA	YAMAHA	1'29.919	153.5	5
8'25.357	36	Joan MIR	SPA	HONDA	1'29.724	153.8	5
9'56.911	93	Marc MARQUEZ	SPA	DUCATI	1'28.708	155.6	6
30'27.794	93	Marc MARQUEZ	SPA	DUCATI	1'27.775	157.2	11
49'53.828	89	Jorge MARTIN	SPA	APRILIA	1'27.576	157.6	18
56'00.390	89	Jorge MARTIN	SPA	APRILIA	1'27.546	157.6	22
56'52.644	93	Marc MARQUEZ	SPA	DUCATI	1'26.975	158.7	15
1:00'40.685	72	Marco BEZZECCHI	ITA	APRILIA	1'26.918	158.8	22
1:00'46.296	37	Pedro ACOSTA	SPA	KTM	1'26.688	159.2	17

These data/results cannot be reproduced, stored and/or transmitted in whole or in part by any manner of electronic, mechanical, photocopying, recording, broadcasting or otherwise now known or herein after developed without the previous express consent by the copyright owner, except for reproduction in daily press and regular printed publications on sale to the public within 60 days of the event related to those data/results and always provided that copyright symbol appears together as follows below.

© MotoGP Sports Entertainment Group, 2026

Official MotoGP Timing by www.motogp.com

Goiania, Friday, March 20, 2026